

## Sample submission form - concerning prcd-PRA

### Instructions:

**Please complete this form twice. Fill in this form digitally eventually with the help of a PDF-editor before you fill in the last data by hand.**

**The breeder and the veterinarian have to sign this form in the appropriate boxes.**

**Cross out in the first box which test you don't want to be carried out.**

**If you need advice, please contact ALFA-Europe or consult one of the experienced breeders.**

**Only one Genotek swab for the puppy/dog has to be handed in.**

**The little container must bear the full name and microchip number of the puppy or dog in question.**

**Please make use of abbreviations because there is limited space on the certificates.**

**One completed form together with the DNA samples has to be sent to the Dr. Van Haeringen Laboratory: PO box 40, 6700 AK Wageningen The Netherlands.**

**The other form or true copy has to be sent to [info.alfa.europe@gmail.com](mailto:info.alfa.europe@gmail.com)**

### The following test will be ordered

Type of test: prcd-PRA (Partnerlab) or ~~prcd-PRA (OptiGen test)~~

Remarks:

### Information about the owner of the dog / the breeder

Name of the owner/breeder: Geert & Rion Jacobs

Name of the kennel: Het Doodlehof

City: Venlo

Date: 05-09-2018

Signature: 

### The following dog will be tested

Full name: Doodlehof's Cute Floortje


Microchip number: 528210004549266

Date of birth: 16-11-2016

VHL\_ID: H173372

Sex: F

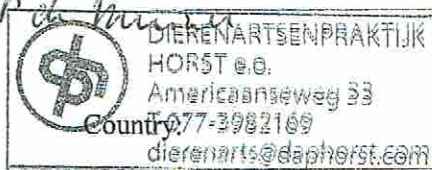
### The puppy/dog has been swabbed by and the microchip number has been verified by


Name vet: 

Street + nr:

City:

Date:



Signature of the vet: 

Postal code: 5961 SN

Stamp praxis: